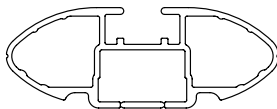


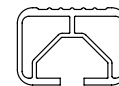


# DK361 Rhino-Rack VA, Aero, Euro & HD crossbar instruction

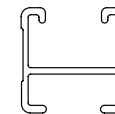
## IDENTIFICATION CHART



VA crossbar



EURO crossbar



HD crossbar

Document No: **R302**

Issue No: **4**

Issue Date: **31 March 2015**

Prepared by Kayle Everett

Authorised by Chris Murty

Vehicle	Date	Crossbar	FRONT CROSSBAR					REAR CROSSBAR						
			Front Right Pad/ Clamp	Front Left Pad/ Clamp	Measurement strip length per side	Measurement strip length per side	Measurement Distance ( x )	Foot plate arrow direction	Rear Right Pad/ Clamp	Rear Left Pad/ Clamp	Measurement strip length per side	Measurement strip length per side	Measurement Distance ( x )	Foot plate arrow direction
Toyota Avalon Gen 4dr sedan	2013 -	1260mm	M282 SUB0368	M281 SUB0368	147mm	34mm	942mm / 37,3/32"	OUT	M284 SUB0382	M283 SUB0382	138mm	25mm	924mm / 36,3/8"	OUT
			Arrow Forward						Arrow Forward					



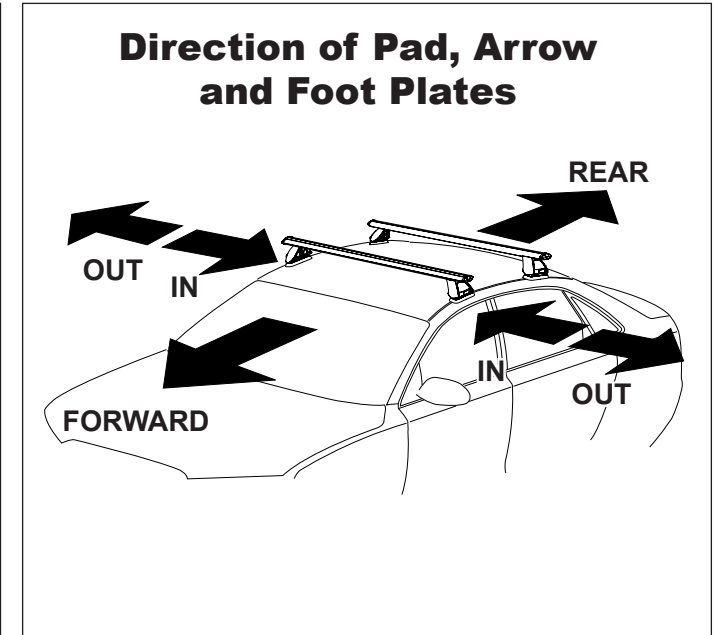
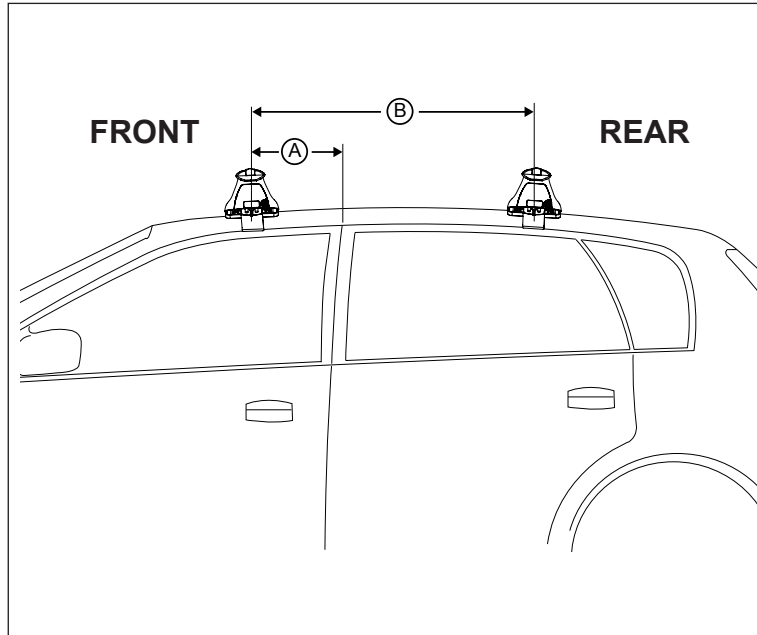

## DK361 Rhino-Rack VA, Aero, Euro & HD crossbar instruction

**Measurement A:** CENTRE of door jamb to CENTRE arrow of leg foot plate.

**Measurement B:** CENTRE of Front leg foot plate arrow to CENTRE of Rear leg foot plate arrow.

**Carrying capacity:** Roof rack is rated to 75kg. Please refer to manufacturers handbook for your vehicles maximum roof load capacity. Always use the lower of the two figures.

If your vehicle is not listed on this fitting instruction please refer to your countries Rhino-Rack web site for the latest information.



VEHICLE	Date	Measurement A	Measurement B	Load Rating (includes racks 5kg/ 11lbs)
Toyota Avalon 4 4dr sedan	2013 -	280mm / 11, 1/32"	650mm / 25,19/32"	75kg/ 165lbs